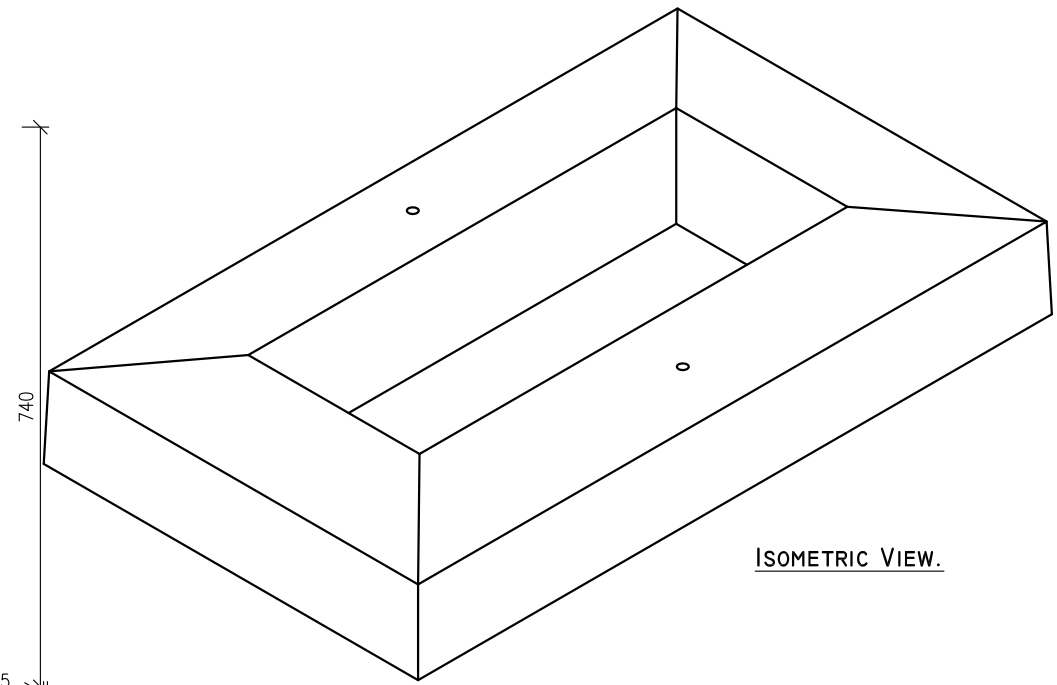



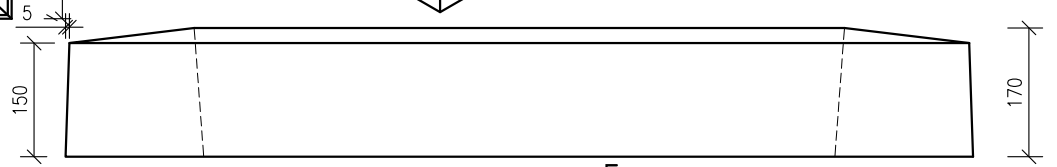
PLAN.



ISOMETRIC VIEW.



SECTION.



ELEVATION.

Steel reinforcing consists of 1No. T12mm link with 30mm cover (minimum). Rebar located by patent plastic spacers in unit.

C-35 concrete @ 28 days with 10mm & 14mm aggregate used in the manufacture of this unit.

2No. T16mm lifting sockets cast in top for installation purposes.

A. Title block amended.

May 2020

- DO NOT SCALE USE FIGURED DIMENSIONS ONLY.
- ALL DIMENSIONS TO BE CHECKED ON SITE.
- A.P.C TO BE INFORMED OF ANY DISCREPANCIES BEFORE WORK PROCEEDS.

© COPYRIGHT: Ardee Precast Concrete. This drawing or any part thereof may not be copied or otherwise reproduced without the written permission of Ardee Precast Concrete.

Project:
TECHNICAL DATA SHEET.

Title:
**CHIMNEY CAP - TYPE 8.
DOUBLE, 1200MM LONG, 150MM FACE.**

Drawing No:
APC - 809

Revision:
A

Date:
07-10-2011

Sheet Size:
A4

Drawing Scale:
1:10,

Drawn By:
N.D.

Checked By:



Ardee Precast Concrete Ltd.

Townparks Ardee Co. Louth
Tel. +353(0)41 6856372
Fax. +353(0)41 6857216

Email us at info@ardeeprecastconcrete.ie
Visit us at www.ardeeprecastconcrete.ie